

NL *Gebruik de actuele handleiding op de website.*
EN *Use the current manual on the website.*
DE *Verwenden Sie das aktuelle Handbuch auf der Website.*
ES *Utilice el manual actual en el sitio web.*
FR *Utilisez le manuel en cours sur le site.*

lumidora

72747 / 72748 / 72749

Installation Instructions:

1. Ensure the power is OFF before installation.
2. Place the light on a stable surface and remove the U-bracket from the LED floodlight with an Allen key, store the retaining bolts, split-locks and washers (fig. 1).
3. Present the U-bracket to a suitable surface and position to make sure the light will be mounted flush. Check with a spirit level if required.
4. Mark out two suitable fixing positions. Use suitable tools and fixings to mount the U-bracket safely and securely to the surface. We recommend using washers to fix the U-bracket. Avoid any damages to the wiring (fig2.).
5. Make sure the U-bracket is well mounted to the light with the correct way up and appropriate angle. Ensure bolts are installed tightly on both sides of the U-bracket (fig. 3).
6. Connect the light cable to the waterproof junction box and pay attention to the polarity and ground wire. The flood light is a CLASS I device, so earthing connection is mandatory.

NEUTRAL = BLUE	LIVE = BROWN	GREEN/YELLOW = EARTH	⊕
----------------	--------------	----------------------	---

7. Check the connections and switch power ON when safe to do so.

Installation Reference:

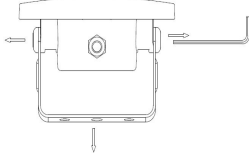


Fig 1.

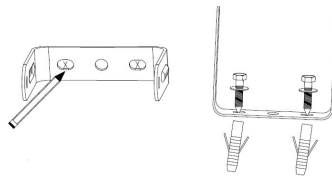


Fig 2.

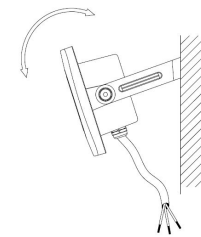


Fig 3.

Warnings:

1. Installation must be completed by a qualified electrician in accordance with all recognized local and national electrical and construction regulations.
2. Ensure that the power is OFF during installation and that power cannot be unexpectedly reconnected.

3. The light fitting is designed to operate with a 220 - 240VAC 50/60Hz electricity supply. Do not use the light fitting if the protection glass is missing or damaged. Do not open the driver cover or remove the protection glass.

4. This light fitting is rated IP65 – suitable for indoor and outdoor usage, such as gardens, entrances, garages, parking areas, corridors etc. Do not immerse in water.